



# AAM Crew 40m

## DIMENSIONS

■ L.O.A	40.37 m
■ L.B.P	32 m
■ BEAM MLD.	7.50 m
■ DRAFT SCANTLING	2.35 m
■ HULL MATERIAL	Aluminium
■ CLASSIFICATION	+100A1 SSC WORKBOAT MONO G4 'service area', +LMC
■ DISPLACEMENT	280 T

## TANK CAPACITIES

■ FUEL OIL	65.60 m3
■ FRESH WATER	29.60 m3

## PERFORMANCES

■ SPEED (85%MCR, 50dwt)	25 Knots
-------------------------	----------

## PROPULSION SYSTEM

### ■ MAIN PROPULSION ENGINE AND GEARBOX

#### \* Wing Engines:

◇ Engine	Cummins, KTA 38 M2 Tier 2
◇ Power	1350BHP @ 1900RPM
◇ Gearbox	Twin Disc, MGX 6690 SC
◇ Reduction Ratio	2.47:1

#### \* Centre Engine:

◇ Engine	Cummins, KTA 50 M2 Tier 2
◇ Power	1800BHP @ 1900RPM
◇ Gearbox	Twin Disc, MGX 6848 SC
◇ Reduction Ratio	2.47:1

### ■ AUXILIARY GENSETS

◇ Engine	Cummins, 6BT 5.9M Type approved
◇ Output	134 bhp @ 1500rpm – Prime power rating
◇ Alternator	80 ekw 50 hz 3 ph 415v UCM274E Single Bearing build

## PUMPS

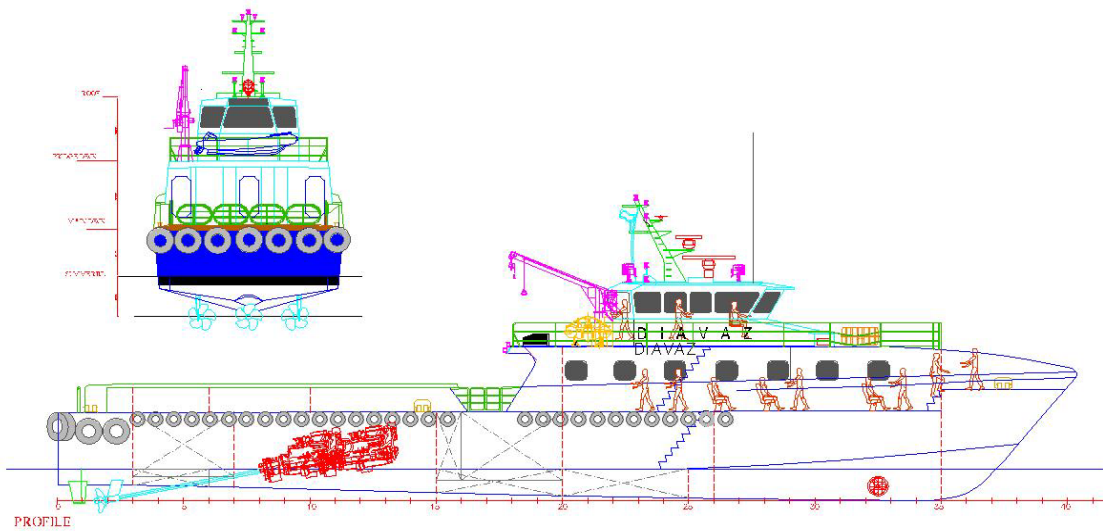
■ Bilge, Fire & GS Pump	2 x 45m3/h @45m total head
■ Ballast Pump	1 x 100m3/h @ 25m total head
■ Fuel Transfer Pump	1 x 10m3/h @30m head
■ Emergency Fire	1 x 25m3/h @45m
■ Cargo Fuel Oil	1 x 150m3/h @ 60m head
■ Cargo Fresh Water	1 x 80m3/h @ 60m head

## ACCOMMODATION

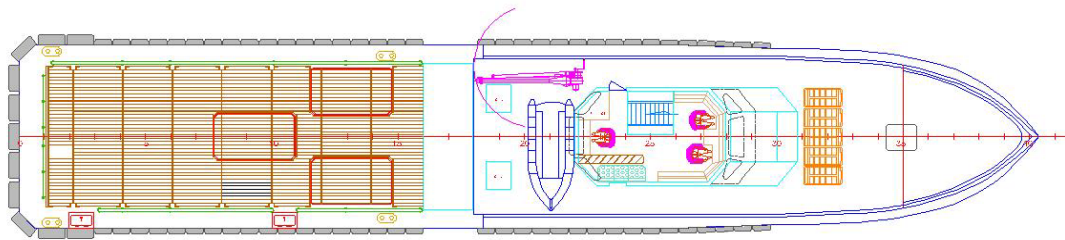
■ PASSENGERS	70
■ Crew	10

## DECK MACHINERY & SAFETY EQUIPMENT

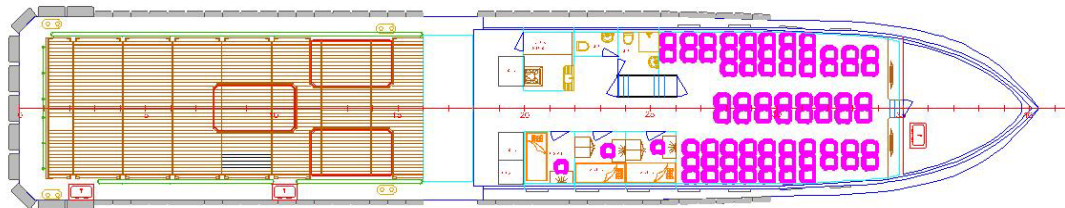
■ Anchors	1 HHP class approved Anchor
■ Life Raft	5 units x 25 man CSM (China made) SOLAS approved
■ Life Rings/Light/Lanyard	2 x SOLAS approved
■ Life Rings with Light & Smoke	2 x SOLAS approved
■ Life Jackets	92 x Adult SOLAS approved
■ Chains, Ropes Etc	12.5m x 19mm G1 Stud link chain + 206m x 16mm wire rope
■ Mooring Lines	4 x 25 Metre x 98 kn breaking strength



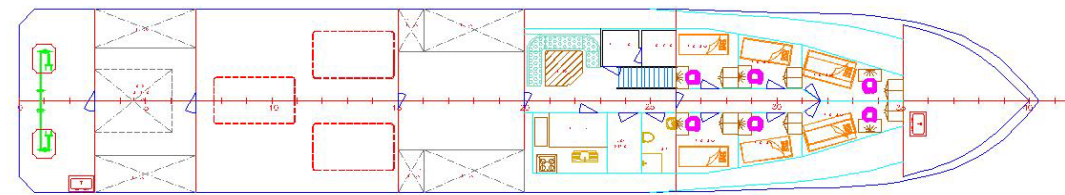
PROFILE



BRIDGE DECK PLAN



MAIN DECK PLAN



LOWER DECK PLAN

# AAM Crew 40m



AAM MARINE CONSULTING SERVICES

Jacobus Spijkerdreef 196, 2132PZ  
Hoofddorp, The Netherlands

Tel/Fax: +31 (0)23 554 3710  
Mobile: +31 (0)6 2293 6746

info@aam-consulting.nl  
www.aam-consulting.nl